



### [034Motorsport B8/B8.5 Audi Q5 2.0 TFSI High Flow Silicone Turbo Inlet Hose](#)



#### **Supplied Parts:**

- 034Motorsport High Flow Silicone Turbo Inlet Hose for B8/B8.5 Audi Q5 2.0 TFSI
- Hose Clamp x 2

#### **Tools Needed:**


- Hands (2) (*Opposable thumbs are required!!*)
- 7mm & 8mm Socket
- Extension
- Ratchet Driver

034Motorsport is proud to offer our High Flow Silicone Turbo Inlet Hose for the Audi B8/B8.5 Q5 2.0 TFSI! This upgraded air intake hose is designed to replace the restrictive corrugated factory hose, and features a larger cross-sectional area and smooth insides for higher flow and increased performance.


Installation of this upgrade is a straightforward process that will take approximately 30 minutes to complete.

**Step 1** – Allow the engine to sufficiently cool before tackling installation, and be sure to open the hood for easy access to the factory turbo inlet hose. Make sure you have all tools necessary for installation of the 034Motorsport High Flow Silicone B8/B8.5 Audi Q5 2.0T Turbo Inlet Hose.

**Step 2** – Remove the factory plastic engine cover by lifting up and away from the valve cover.



**Step 3** – Using a 7mm socket, loosen the upper and lower hose clamps securing the factory turbo inlet hose to the air box and the turbo.





**Step 4** – With both clamps loosened, remove the factory turbo inlet hose from the engine bay and notice how restrictive and ugly it looks.




**Step 5** – Place supplied hose clamps over your 034Motorsport High Flow Silicone Turbo Inlet Hose, and leave loose to allow for some wiggle room when installing.





**Step 6** –Your engine bay now has a void on the passenger side. Prepare to fill it.



**Step 7** – Position the 034Motorsport High Flow Silicone Turbo Inlet Hose such that the narrower portion is over the turbo inlet, and the larger opening mates to the MAF housing.



**Step 8** – Using an 8mm socket, tighten the upper and lower hose clamps to secure the 034Motorsport High Flow Silicone Turbo Inlet Hose.



**Step 9** – Reinstall factory engine cover, and enjoy smoother airflow into your turbocharger!

