

Turbo Inlet Hose, High Flow Silicone, B9 Audi A4/A5 & Allroad 2.0 TFSI

**034** MOTORSPORT

Designed to be a direct replacement for the restrictive corrugated factory hose, the 034Motorsport High Flow Silicone Turbo Inlet Hose for B9 Audi A4/A5 & Allroad 2.0 TFSI features a larger cross-sectional area and smooth insides for higher flow and increased performance.

## Installation Spiciness Rating



(Mild)

Installation of your 034Motorsport High Flow Silicone Turbo Inlet Hose is a straightforward process that will take approximately 30 minutes to complete.

### Supplied Parts:

- 034Motorsport High Flow Silicone Turbo Inlet Hose
- Hose Clamps x 2

### Tools Needed:

- 7mm Hose Clamp Driver

### Getting Started

- Ensure you have all parts and tools required for installation by reading the complete Install Guide.


## Step 1

Allow the engine to sufficiently cool before tackling installation, and be sure to open the hood for easy access to the factory turbo inlet hose.




## Step 2

Using a 7mm Hose Clamp Driver, loosen the hose clamp securing the factory turbo inlet hose to the air box.



## Step 3

Using a 7mm Hose Clamp Driver, loosen the hose clamp securing the factory turbo inlet hose to the turbo inlet.



## Step 4

Gently pull up to free the hose from the air box and turbo inlet.





## Step 5

Using two opposable thumbs, disconnect the vacuum line from the factory turbo inlet hose.



## Step 6

Loosely install the provided hose clamps onto the 034Motorsport High Flow Silicone Turbo Inlet Hose. Orient the clamps for easy access once the hose is seated in position.



## Step 7

Connect the factory vacuum line to the pre-installed provision on the 034Motorsport High Flow Silicone Turbo Inlet Hose.



## Step 8


Position the 034Motorsport High Flow Silicone Turbo Inlet Hose into place, seating it on the turbo inlet first and then factory air box.





## Step 9

Using a 7mm Hose Clamp Driver, tighten the hose clamp securing the 034Motorsport High Flow Silicone Turbo Inlet Hose to the turbo inlet.



## Step 10

Using the same 7mm Hose Clamp Driver, tighten the hose clamp securing the 034Motorsport High Flow Silicone Turbo Inlet Hose to the air box.



## Step 11

Check that everything is snug, and enjoy smoother airflow into your turbocharger!